



VGI
PARTNERS

GLOBAL
INVESTMENTS
LIMITED

For personal use only

VGI Partners Global Investments Limited

(ASX Code: VG1)

1H 2018 Investor Briefing

8 February 2018

Disclaimer

This presentation has been prepared for VGI Partners Global Investments Limited by its investment manager, VGI Partners Pty Limited.

VGI Partners Pty Limited (ABN 33 129 188 450) (VGI Partners) is the holder of an Australian Financial Services Licence (No. 321 789) and is SEC Registered.

The information in this document (Information) has been prepared for general information purposes only and without taking into account any recipient's investment objectives, financial situation or particular circumstances (including financial and taxation position). The Information does not (and does not intend to) contain a recommendation or statement of opinion intended to be investment advice or to influence a decision to deal with any financial product nor does it constitute an offer, solicitation or commitment by VGI Partners.

It is the sole responsibility of the recipient to consider the risks connected with any investment strategy contained in the Information. Neither VGI Partners nor any of its directors, employees, officers or agents accepts any liability for any loss or damage arising directly or indirectly from the use of all or any part of the Information. VGI Partners does not represent or warrant that the Information in this document is accurate, complete or up to date and accepts no liability if it is not.

Certain of the statements contained in this presentation are forward-looking statements that involve a number of risks and uncertainties. VGI Partners has based these forward-looking statements on its current expectations and projections about future events, based on the information currently available to it. Recipients are cautioned not to place undue reliance on these forward looking statements. While due care has been used in the preparation of forecast information, actual results may vary in a materially positive or negative manner. Forecasts and hypothetical examples are subject to uncertainty and contingencies outside VGI Partners' control. Past performance is not a reliable indication of future performance.

The recipient agrees, for itself and on behalf of its related bodies corporate and each of their respective directors, officers, employees or agents, representative and advisers, to keep the Information confidential.

Any reproduction, distribution or disclosure of the Information, in whole or in part, is prohibited.

Contents

- The Manager, Investment Mandate and Philosophy
- Net Investment Performance
- Portfolio Update
- General Market Commentary
- Performance Fee Reinvestment
- Shareholder Engagement
- Questions

- The Manager, Investment Mandate and Philosophy
- Net Investment Performance
- Portfolio Update
- General Market Commentary
- Performance Fee Reinvestment
- Shareholder Engagement
- Questions

The Manager – VGI Partners

- Boutique manager, focussing on global equities. Long biased, concentrated strategy with selective shorting. Minimal to no leverage utilised
- 16 staff based in Sydney and New York; 9 investment and 7 operations staff
- Deploys a single investment strategy across two funds (AUD/USD), IMAs and VG1
- The Manager is closed to new investment into any of its unlisted funds or IMAs from 1 December 2017, other than funds which had been pre-committed prior
- VGI Partners' global long/short equities strategy is now only accessible to investors via investing in shares of VG1

Investment Mandate and Philosophy

- Global listed equities portfolio: comprising long, short and cash
- Focus on risk-adjusted returns

Capital Preservation

Do not lose money

Long-Term Compound Growth

10-15% p.a. net of fees

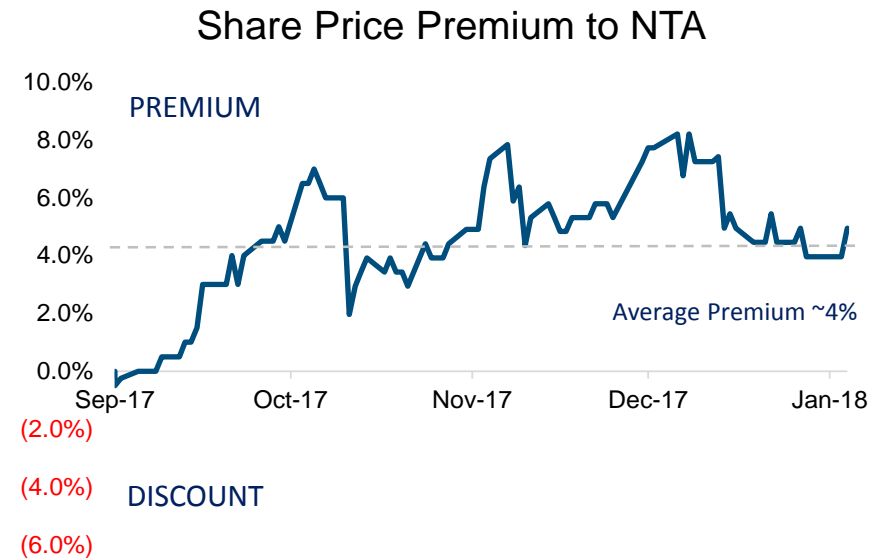
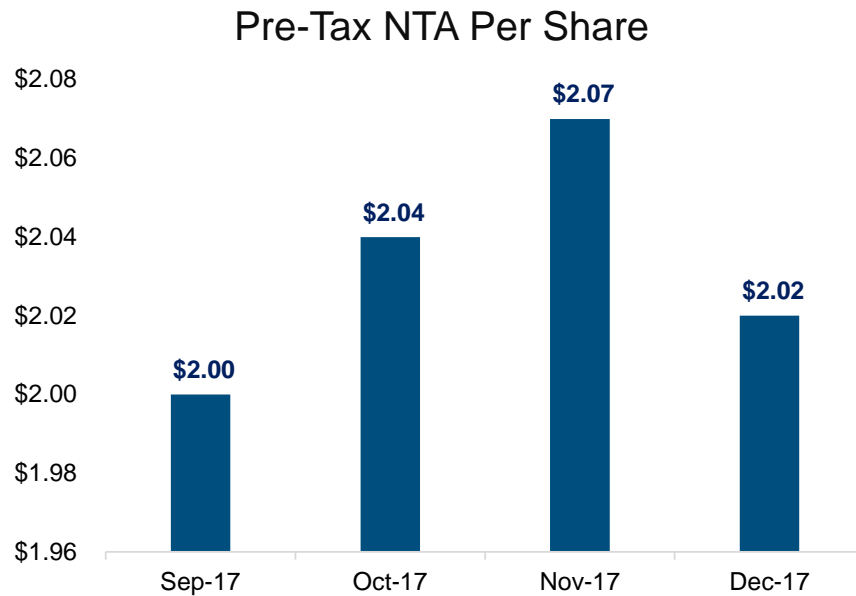
Portfolio Concentration

Top 5 long investments = 40-50%

- The Manager, Investment Mandate and Philosophy
- Net Investment Performance
- Portfolio Update
- General Market Commentary
- Performance Fee Reinvestment
- Shareholder Engagement
- Questions

Net Investment Performance – 25 September to 31 December 2017

- NTA grew 1.0% to \$2.02 per share as at 31 December 2017
- VG1 has traded at an average premium of over 4% to Pre-tax NTA since listing

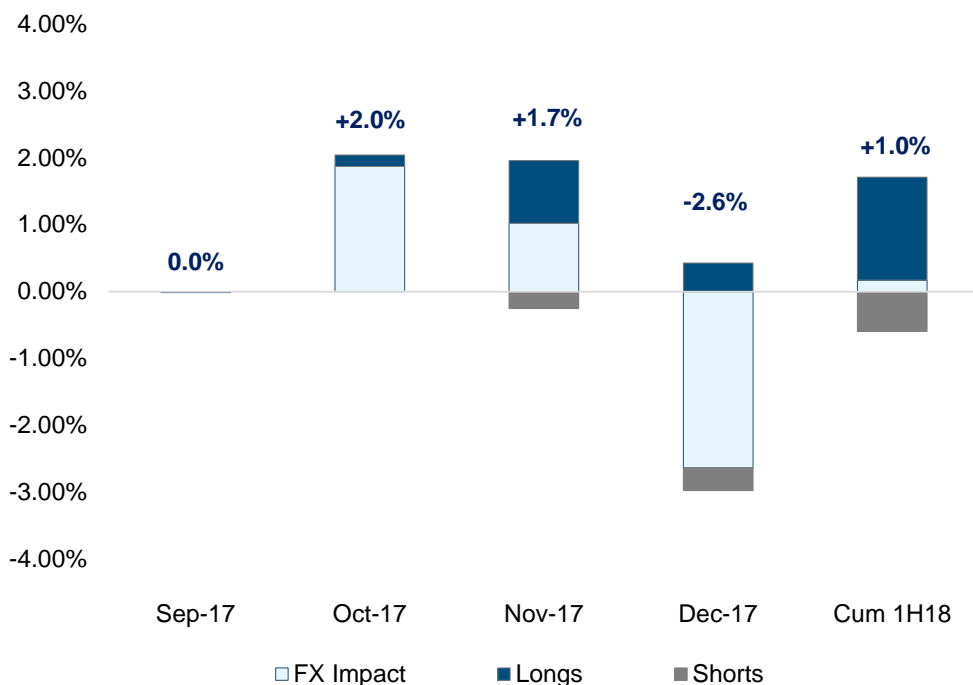


Source: Citco Fund Services and Bloomberg. Performance is shown after all applicable fees and charges. The NTA after including deferred tax liabilities/deferred tax assets on unrealised gains/losses was \$2.01 per share as at 31 December 2017.

- No dividend declared

Performance Attribution – 25 September to 31 December 2017

For personal use only



NTA Performance for the Period	Contribution
Long Positions	1.5%
Short Positions	-0.6%
Currency	0.1%
Net Performance (after all fees)	1.0%

Largest Long Contributors	Contribution
CME Group Inc.	0.3%
Medibank Private Limited	0.2%
Colgate Palmolive Co.	0.2%
Total Contribution of Above	0.7%
Total Contribution from Longs	1.5%

Source: VGI Partners, Citco Fund Services and Bloomberg.

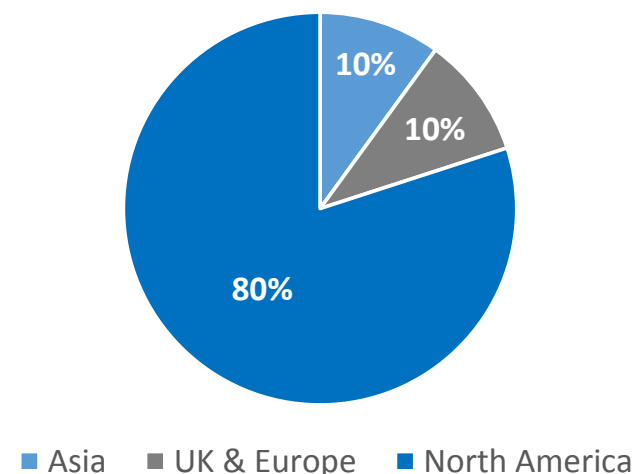
- The Manager, Investment Mandate and Philosophy
- Net Investment Performance
- **Portfolio Update**
- General Market Commentary
- Performance Fee Reinvestment
- Shareholder Engagement
- Questions

Portfolio Update as at 31 December 2017

Month End Exposures	31 December 2017
Long Equity Exposure	35%
Short Equity Exposure	10%
Gross Equity Exposure	45% (35% + 10%)
Net Equity Exposure	25% (35% - 10%)
Cash Weighting	75%

Top 5 Long Positions	31 December 2017
CME Group Inc.	5.3%
Colgate Palmolive Co.	4.6%
The Coca Cola Co.	3.4%
Zillow Group Inc.	3.1%
Praxair Inc.	2.8%
Total	19.2%

Long Portfolio by Location of Exchange Listing



Net Currency Exposure	31 December 2017
GBP	2%
USD	98%

Source: VGI Partners, Citco Fund Services.

Portfolio Update – Deployment

- The portfolio was invested to ~45% of targeted individual stock weightings at 31 December 2017
- We have been patiently and steadily deploying the portfolio, given our focus on preservation of investors' capital
- We are long term investors – the risk of relative underperformance in the short term is preferable to the risk of a permanent loss of capital
- It may take several more months to fully deploy the portfolio, depending on market conditions and stock specific opportunities

For personal use only

CME Group Inc.

The largest derivatives exchange in the world with an effective monopoly in the exchange trading of US interest rate derivatives



Attractive industry structure

Strong volume growth

Benefits from higher inflation

70% EBITDA margins

Attractive valuation multiples

~4% dividend yield

For personal use only

Colgate Palmolive Co



One of the world's largest consumer products companies with a dominant and growing market share of the global toothpaste market



Dominant global market share

Emerging market exposure

Strong brand loyalty

Gross margin expansion

Superior Return on Capital

Strong balance sheet

- The Manager, Investment Mandate and Philosophy
- Net Investment Performance
- Portfolio Update
- General Market Commentary
- Performance Fee Reinvestment
- Shareholder Engagement
- Questions

General Market Commentary

- Asset prices globally are assuming low interest rates in perpetuity
- Few quality long opportunities offering a sufficient “margin of safety”
- High level of short screen “red flags”, particularly in Australia

- The Manager, Investment Mandate and Philosophy
- Net Investment Performance
- Portfolio Update
- General Market Commentary
- Performance Fee Reinvestment
- Shareholder Engagement
- Questions

Precedent Setting Commitments

1. All **IPO costs will be recouped** by the Company
 - Day 1 NTA at Issue Price
 - No options required
 2. The vast majority of **operating costs will be paid** by the Manager
 3. VGI Partners principals will be **long term buyers of VG1 shares**
 - Reinvesting all performance fees earned (on an after tax basis) into VG1
 - Shares will escrowed for the long term (maximum extent permitted by law) with a minimum of 10 years
- Demonstrates true alignment of interests with VG1 shareholders

- The Manager, Investment Mandate and Philosophy
- Net Investment Performance
- Portfolio Update
- General Market Commentary
- Performance Fee Reinvestment
- Shareholder Engagement
- Questions

Shareholder Engagement

Monthly NTA statements

Six-monthly investor letters

Half-yearly presentations

Half and full year result announcements

Independent research

Investor Relations Manager

Victoria L. Arthur, CA

Phone: 1800 571 917 (inside Australia)

+61 2 9237 8921 (outside Australia)

Email: investor.relations@vgipartnersglobal.com

- The Manager, Investment Mandate and Philosophy
- Net Investment Performance
- Portfolio Update
- General Market Commentary
- Performance Fee Reinvestment
- Shareholder Engagement
- Questions